



A/21 Piezoelectric Accelerometer

230pC/g nom. 95 gm 250°C Max

High output together with minimal susceptibility to strain induced error extends the measurement range of the A/21 down to the $10^{-5}g$, 10^{-1} Hz region.

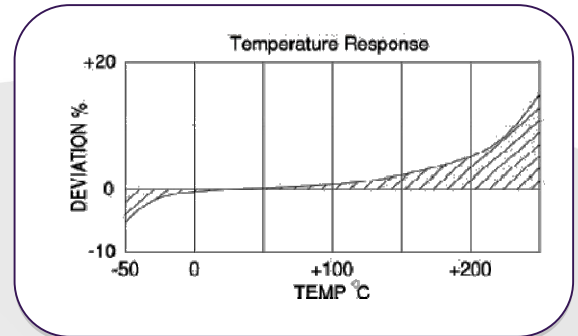
The A/21 application area includes low level frequency dynamic analysis as occurs in the civil and marine engineering fields.

The Konic shear® sensing element, all welded construction, and total absence of epoxies and soldered connections maximizes sensitivity/mass ratio (2.4pC/gm), reliability, and operating temperature.

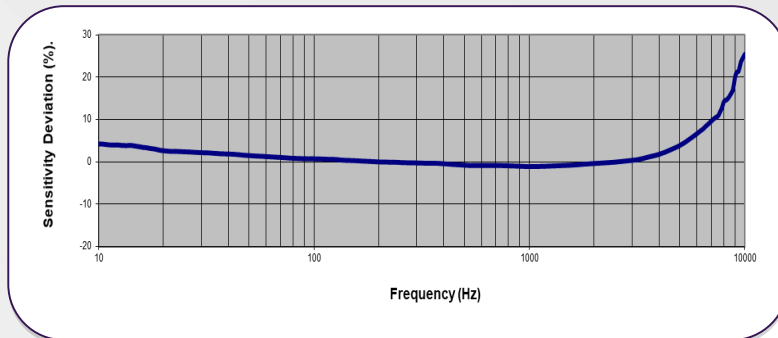
Options:

- A/21 – Side entry
- A/21/T – Top entry

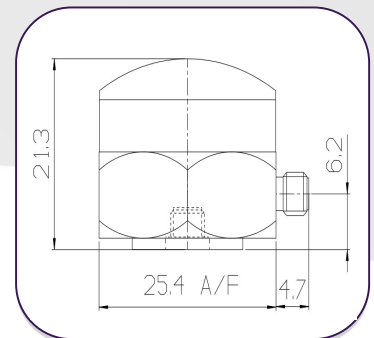
Temperature Response



Typical Frequency Response



A/21



	Metric	Imperial
Charge sensitivity nom.	23pC/(m/s ²)	230pC/g
Resonant Frequency	10 kHz	
Typical Frequency Response	±5%	1Hz-2kHz
	±10%	0.7Hz-3kHz
Cross Axis error	5% max	
Capacitance nom.	1700pF	
Temperature range	-50/+250°C	-58/+482°F
Charge sensitivity deviation (20°C/68°F)	-5% @ -50°C +15% @ +250°C	-5% @ -58°F +15% @ +482°F
Base strain sensitivity	0.01g/μ strain	
Pyro-electric output	0.08 g/°C	
Pyro-electric corner frequency	0.001 Hz	
Shock Limit	4,903m/s ²	1000g
Case Material	s/steel 303 S31	
Mounting	Tapped Base, 10-32UNF, 4mm Deep	Tapped Base, 10-32UNF, 0.16in Deep
Weight	95g	3.35oz
Case seal	Welded	
Size	25.4 (A/F) x 21.3mm	1 (A/F) x 0.84in
Connector	Side entry 10-32 UNF Microdot	

Please note: For information and reference only. Data should not be used as pass / fail criteria for calibration purposes.

DJB Instruments (UK) Ltd

Finchley Avenue,
Mildenhall, Suffolk IP28 7BG

Tel +44 (0)1638 712 288
Email sales@djbinstruments.com
Web www.djbinstruments.com

DJB Iss.2.2020

A UK company with UK-based manufacturing, assembly and calibration in-house.



ISO 9001 – 00025363